

ANNEXURE A

Subsidiary / Division / Entity	Registration	VAT Number
Imperial Logistics Limited	1946/021048/06	4350271765
IMPERISECURE (Pty) Ltd	2000/030587/07	4080213723
Imperial Health Sciences International a Division of Imperial Logistics African Regions (Pty) Ltd	2001/009562/07	4240172140
Imperial Managed Logistics Southern Africa a Division of Imperial Logistics African Regions (Pty) Ltd	2001/009562/07	4240172140
Axis Group International	2020/079761/07	4570291403
Ocean Traders International (Pty) Ltd	1995/001245/07	4590143063
Imperial Logistics South Africa Holdings (Pty) Ltd	2017/270514/07	N/A
Imperial Logistics South Africa Group (Pty) Ltd	1993/003465/07	4950138265
Imperial Health Sciences SA a Division of Imperial Logistics South Africa Group (Pty) Ltd	1993/003465/07	4950138265
Road Freight Management a Division of Imperial Logistics South Africa Group (Pty) Ltd	1993/003465/07	4950138265
Imperial Fast n Fresh a Division of Imperial Logistics South Africa Group (Pty) Ltd	1993/003465/07	4950138265
Contracts Logistics a Division of Imperial Logistics South Africa Group (Pty) Ltd	1993/003465/07	4950138265
IMPERIAL Managed Solutions South Africa a Division of Imperial Logistics South Africa Group (Pty) Ltd	1993/003465/07	4950138265
Imperial Truck Rental a Division of Imperial Logistics South Africa Group (Pty) Ltd	1993/003465/07	4950138265
Resolve Solution Partners a Division of Imperial Logistics South Africa Group (Pty) Ltd	1993/003465/07	4950138265
Pharmed Pharmaceuticals (Pty) Ltd	1985/005694/07	4440113225
Synchronised Logistical Solutions (Pty) Ltd t/a InSync Solutions	2010/004704/07	4200229351
Imperial Clearing and Forwarding S.A. (Pty) Ltd	1963/001656/07	4320103023
Synchrony Logistics (Pty) Ltd	1999/015602/07	4890188669
Itumele Bus Lines (Pty) Ltd t/a Interstate Bus Lines	2003/028070/07	4510273867
Itumele Bus Lines (Pty) Ltd t/a Big Sky Coaches	2003/028070/07	4510273867
PPLE Hygiene (Pty) Ltd	1998/011104/07	4890176250
VMS Group (Pty) Ltd	1996/013487/07	4780162782

Measured Entity	Imperial Logistics Limited
Certificate Number	IMP 010163 - REV 4
Issue Date	28 September 2020
Expiry Date	27 September 2021


William Smith

William Smith
Technical Signatory

AQRate has assessed and verified the relevant BEE Elements of the above mentioned enterprise, to provide an independent and impartial opinion on the BEE status of the enterprise, based on the Transport Sector Codes of Good Practice (32511), the Broad-Based BEE Codes of Good Practice (Codes 000 - 800), as well as any relevant gazetted industry charter codes




BVA021



ANNEXURE B

Subsidiary / Division / Entity	Registration	VAT Number
PPLE Group (Pty) Ltd	1999/016850/07	4010184135
PPLE Healthcare (Pty) Ltd	2012/032999/07	4280238751
Imperial Logistics Advance (Pty) Ltd	2018/515721/07	4050284357
KWS Logistics a Division of Imperial Logistics Advance (Pty) Ltd	2018/515721/07	4050284357
Tanker Services Food & Chemical a Division of Imperial Logistics Advance (Pty) Ltd	2018/515721/07	4050284357
Tanker Services Fuel & Gas a Division of Imperial Logistics Advance (Pty) Ltd	2018/515721/07	4050284357
Imperial Logistics Motion (Pty) Ltd t/a Lowveld Bus Service	2019/054975/07	N/A
Goldfields Logistics (Pty) Ltd	1994/003158/07	4090103427
RP Logistics (Pty) Ltd	2007/035254/07	4050247909
Kobus Minnaar Vervoer (Pty) Ltd	1975/001880/07	4880106036



Measured Entity
 Certificate Number
 Issue Date
 Expiry Date

Imperial Logistics Limited
 IMP 010163 - REV 4
 28 September 2020
 27 September 2021

William Smith

William Smith
 Technical Signatory



AQRate

VERIFICATION SERVICES

AQRate (Pty) Ltd (Reg no. 2002/001364/07) | 1st Floor Acom House, Old Oak Office Park, c/o Old Oak & Durban Roads, Bellville, 7530 |
Tel: 086 12 77 283 | www.aQRate.co.za

MEASURED ENTITY


Company Name	Imperial Logistics Limited including entities listed on Annexure A and B
Trade Name	Imperial Logistics Limited
Location	Imperial Place, 79 Boeing Road East Bedfordview, Gauteng 2007
Registration Number	1946/021048/06
VAT Number	4350271765
Certificate Number	IMP 010163 - REV 4

B-BBEE SCORE PER ELEMENT

Equity Ownership	23,71
Management Control	5,83
Employment Equity	10,14
Skills Development	10,08
Preferential Procurement	20,00
Enterprise Development	15,00
Socio Economic Development	5,00
Total Score	89,76

B-BBEE STATUS

B-BBEE Procurement Recognition Level	125%	
B-BBEE Status	Level Two Contributor	
Black Ownership	Flow-Through	Modified Flow-Through
Voting Rights of Black People	57,51%	N/A
Voting Rights of Black Women	23,38%	N/A
Economic Interest of Black People	48,56%	N/A
Economic Interest of Black Women	17,58%	N/A
50% Black Owned	No	
30% Black Women Owned	No	
Measurement Period	Financial Year Ended 30 June 2020	
Value-Adding Supplier	No	
Empowering Supplier <i>(in terms of Amended Code 36928)</i>	Yes	
Enterprise Development Beneficiary	No	
Beneficiary Category	N/A	
Applicable Scorecard	Transport Sector Generic Scorecard: Road Freight Sub-Sector	
Applicable BEE Code	Gazetted Codes 32511	
Issue Date	28 September 2020	
Original Issue Date	N/A	
Expiry Date	27 September 2021	



William Smith

William Smith
Technical Signatory



BVA021

B-BBEE VERIFICATION REPORT

TRANSPORT SECTOR GENERIC SCORECARD:ROAD FREIGHT SUB-SECTOR

Measured Entity	Imperial Logistics Limited	Issue Date	28 September 2020
Registration Number	1946/021048/06	Certificate Number	IMP 010163 - REV 4

BEE Elements	Weighting	Indicators	Indicator Weighting	Target (Years 0-5)	Actual %	Score	Total Score
Equity Ownership	20	Exercisable Voting Rights in the Enterprise in the hands of Black People	3	25% + 1 vote	57,51%	3,00	23,71
		Exercisable Voting Rights in the Enterprise in the hands of Black Women	2	10%	23,38%	2,00	
		Economic Interest of Black People in the Enterprise	4	25%	48,56%	4,00	
		Economic Interest of Black Women in the Enterprise	2	10%	17,58%	2,00	
		Economic Interest of the following black natural people in the Enterprise: - Black Designated Groups - black participants in Employee Share Ownership Programs (ESOPs) - black beneficiaries of Broad-Based Ownership Schemes (BBOS) - black participants in Co-operatives	1	2,5%	9,43% 8,58% 8,58% 0,00%	1,00	
		Ownership Fulfilment	1	Yes	Yes	1,00	
		Current Equity Interest / Net Value	7	As defined		7,00	
		<u>Bonus points</u> : Involvement in the ownership of the Enterprise of Black New Entrants	2	10%	8,55%	1,71	
		<u>Bonus point</u> : Involvement in the ownership of the Enterprise of black Participants in Employee Ownership Schemes; black beneficiaries of Public or General Benefit Schemes; or black Participants in Co-operatives.	2	10%	17,16%	2,00	
Management Control	10	Exercisable Voting Rights of Board members who are black	1,5	50%	37,50%	0,00	5,83
		Exercisable Voting Rights of Board members who are black women	1,5	25%	25,00%	1,50	
		Black Executive Directors	1	50%	50,00%	1,00	
		Black Women who are Executive Directors	1	25%	0,00%	0,00	
		Black Senior Top Management	1,5	40%	50,00%	1,50	
		Black Women who are Senior Top Management	1,5	20%	0,00%	0,00	
		Black Other Top Management	1	40%	43,75%	1,00	
		Black Women who are Other Top Management	1	20%	18,75%	0,00	
		<u>Bonus point</u> : Black Independent Non-Executive Board Members	1	40%	33,33%	0,83	
Employment Equity	15	Black disabled employees as a percentage of all employees	1,0	2%	0,71%	0,00	10,14
		Black women disabled employees as a percentage of all employees	1,0	1%	0,31%	0,00	
		% of semi & unskilled employees (i.e. below Junior Management) that are Black women	2,0	15%	17,70%	2,00	
		Black employees in Senior Management as a percentage of all such employees	2,5	43%	32,05%	1,86	
		Black women employees in Senior Management as a percentage of all such employees	2,5	22%	15,38%	1,75	
		Black employees in Middle Management as a percentage of all such employees	1,5	63%	45,17%	1,08	
		Black women employees in Middle Management as a percentage of all such employees	1,5	32%	16,93%	0,79	
		Black employees in Junior Management as a percentage of all such employees	1,5	68%	76,59%	1,50	
		Black women employees in Junior Management as a percentage of all such employees	1,5	34%	26,19%	1,16	
		<u>Bonus points</u> for meeting or exceeding the EAP targets in each category.	3,0			0,00	

B-BBEE VERIFICATION REPORT

TRANSPORT SECTOR GENERIC SCORECARD:ROAD FREIGHT SUB-SECTOR

Measured Entity	Imperial Logistics Limited	Issue Date	28 September 2020
Registration Number	1946/021048/06	Certificate Number	IMP 010163 - REV 4

BEE Elements	Weighting	Indicators	Indicator Weighting	Target (Years 0-5)	Actual %	Score	Total Score
Skills Development	15	Skills Development for black employees as a percentage of Leviaible Amount	3,00	3%	1,88%	1,88	10,08
		Skills Development for black women employees as a percentage of Leviaible Amount	3,00	1,5%	0,77%	1,53	
		Skills Development for black employees with disabilities as a percentage of Leviaible Amount	1,50	0,3%	0,11%	0,53	
		Skills Development for black women employees with disabilities as a percentage of Leviaible Amount	1,50	0,15%	0,07%	0,66	
		Number of black employees participating in In-service Training Programmes as a percentage of total employees	3,00	5%	4,85%	2,91	
		Number of black women employees participating in In-service Training Programmes as a percentage of total employees	3,00	2,5%	2,14%	2,57	
Preferential Procurement	20	B-BBEE Procurement Spend from all Suppliers based on the BEE Procurement Recognition Levels as a percentage of Total Measured Procurement Spend	12	50%	70,19%	12,00	20,00
		B-BBEE Procurement Spend from Qualifying Small Enterprises or from Exempted Micro- Enterprises based on the applicable BEE Procurement Recognition Levels as a percentage of Total Measured Procurement Spend	3	10%	21,13%	3,00	
		B-BBEE Procurement Spend from any of the following Suppliers as a percentage of Total Measured Procurement Spend:					
		- Suppliers that are more than 50% Black owned	3	9%	27,89%	3,00	
		- Suppliers that are more than 30% Black Women owned	2	6%	9,15%	2,00	
Enterprise Development	15	Average annual value of all Enterprise Development Contributions and Sector Specific Programmes made by the Measured Enterprise as a percentage of Net Profit (NPAT)	15	3,00% of Indicative NPAT	11,13%	15,00	15,00
Socio-Economic Development	5	Average annual value of all Socio-Economic Development Contributions by the Measured Entity as a percentage of Net Profit After Tax with enhanced recognition for contributions to specific causes.	5	1,00% of Indicative NPAT	9,99%	5,00	5,00

TOTAL SCORE **89,76**

FINAL SCORE **89,76**

FINAL STATUS AWARDED **Level Two Contributor**

% RECOGNITION **125%**

Broad-Based BEE Status Categories

Level One Contributor	≥100 points	135% Recognition
Level Two Contributor	≥85 but <100 points	125% Recognition
Level Three Contributor	≥75 but <85 points	110% Recognition
Level Four Contributor	≥65 but <75points	100% Recognition
Level Five Contributor	≥55 but <65 points	80% Recognition
Level Six Contributor	≥45 but <55 points	60% Recognition
Level Seven Contributor	≥40 but <45 points	50% Recognition
Level Eight Contributor	≥30 but <40 points	10% Recognition
Non-Compliant Contributor	<30 points	0% Recognition

Gino Wyngaard

Gino Wyngaard

Verification Analyst

William Smith

William Smith

Technical Signatory